

covertite



PRODUCT & TECHNICAL CATALOGUE

Updated April 2017

TELEPHONE & FAX

Ph 03 5367 3357
Fax 03 5367 3354

ADDRESS

1 SMITH STREET
MADDINGLEY, VIC 3340

WEB

SALES@COVERTITE.COM.AU
WWW.COVERTITE.COM.AU

ABOUT COVERTITE

Covertite is an Australian Business established in December 2006. It has since exchanged hands and is now a family ran business located at 1 Smith St, Bacchus Marsh 3340, 40min from Melbourne CBD.

We have over 25 years' experience covering sales and customer relationships in a variety of industries, and driven and dedicated to providing excellent service and support.

We strive to deliver on our mission statement "to provide high quality products at a competitive price with a fast turnaround delivery time". We appreciate feedback and welcome conversation on product advancement.

We offer a **flat fee delivery** within the Melbourne CBD for Grates, Frames and Gatic products.

Covertite is proud to sponsor a competitor Racing in the ANDRA Pro Series Group One Bike Class.

Covertite sponsors the Bacchus Marsh Football and Netball Club.

Australian Standards

Covertite produce their products both locally and internationally. Our Access Covers and Galvanised Grates are produced, tested and conform with the AS 3996:2006 and is certified by Certification Solutions International Australia.



Load Rating

RATING	CLASS		
GALVANISED GRATES & FRAME	B	C	D
GATIC	B	N/A	D



Class B - Light Duty

Suitable for pathways intended for pedestrian or cyclists only. Not intended for vehicle traffic.



Class C - Medium Duty

Suitable for slow moving passenger cars and light commercial traffic; such as small subdivisions where cars will not be turning on grates.



Class D - Heavy Duty

Designed for vehicle traffic such as road ways and where traffic turn on grates. Carriageways of roads and areas open to commercial vehicles.

CLASS B SINGLE PART GATIC COVERS & FRAMES

Single part solid top or concrete infill access covers.

Use for entry to underground stormwater/sewer systems, electricity and communications pits as wells as grease traps valves, and junction boxes.

- Frame Depth of 55mm.
- All covers are bolt down and can be barri bolted for extra security.
- All covers can be made with brass or stainless steel edging.
- Multipart also available.



CLASS B SINGLE PART GATIC COVERS & FRAMES

CODE	CLEAR OPENING (MM) WIDTH X LENGTH	OVERALL				COVER DEPTH	FRAME DEPTH	MASS
		COVER WIDTH	COVER LENGTH	FRAME WIDTH	FRAME LENGTH			
AB44S	450 x 450	498	495	590	560	38	55	30
AB66S	600 x 600	648	645	740	740	38	55	56
AB77S	750 x 750	798	795	890	860	38	55	88
AB96S	900 x 600	948	645	1040	710	38	55	84
AB99S	900 x 900	948	945	1040	1010	38	55	140
AB1212S	1200x1255	1310	1200	1260	1395	60	75	326

CODE	CLEAR OPENING (MM) WIDTH X LENGTH	OVERALL				COVER DEPTH	FRAME DEPTH	MASS
		COVER WIDTH	COVER LENGTH	FRAME WIDTH	FRAME LENGTH			
AB44I	450 x 450	498	495	590	560	38	55	30
AB66I	600 x 600	648	645	740	740	38	55	56
AB77I	750 x 750	798	795	890	860	38	55	88
AB96I	900 x 600	948	645	1040	710	38	55	84
AB99I	900 x 900	948	945	1040	1010	38	55	140
AB1212I	1200x1255	1310	1299	1260	1395	38	55	326


Please note that sizes may vary slightly

CLASS D SINGLE PART GATIC COVERS & FRAMES

Single part solid top or concrete infill access covers.

Use for entry to underground stormwater/sewer systems, electricity and communications pits as wells as grease traps valves, and junction boxes.

- Frame depth of 100mm.
- Suitable for residential, commercial heavy fast flowing traffic.
- All covers are bolt down and can be barri bolted for extra security.
- All covers can be made with brass or stainless steel edging.
- Multipart also available.



CLASS D SINGLE PART GATIC COVERS & FRAMES

CODE	CLEAR OPENING (MM) WIDTH X LENGTH	OVERALL				COVER DEPTH	FRAME DEPTH	MASS
		COVER WIDTH	COVER LENGTH	FRAME WIDTH	FRAME LENGTH			
AD44S	450 x 450	530	520	662	662	73	100	87
AD66S	600 x 600	680	670	812	812	73	100	124
AD77S	750 x 750	830	820	962	962	73	100	161
AD96S	915 x 600	995	670	1127	812	73	100	164
AD99S	915 x 915	995	985	1127	1127	73	100	254

CODE	CLEAR OPENING (MM) WIDTH X LENGTH	OVERALL				COVER DEPTH	FRAME DEPTH	MASS
		COVER WIDTH	COVER LENGTH	FRAME WIDTH	FRAME LENGTH			
AD44I	450 x 450	530	520	662	662	73	100	87
AD66I	600 x 600	680	670	812	812	73	100	124
AD77I	750 x 750	830	820	962	962	73	100	161
AD96I	915 x 600	995	670	1127	812	73	100	164
AD99I	915 x 915	995	985	1127	1127	73	100	254

Please note that sizes may vary slightly.

HEEL GUARD

Heel guard grates are designed to prevent slim shoe heels from catching and potentially causing injury. Can be used for a wide range of purposes including dog kennels.

Ideal for train stations and shopping centres.




CODE	CLEAR OPENING (MM) WIDTH X LENGTH	HEAVY DUTY CLASS D				MASS
		GRATE SIZE	LOAD BAR SIZE	OVERALL FRAME SIZE	ANGLE SIZE	
GG44HHL	450x450	524x524	25x5	540x540	35x35x5	30.5
GG66HHL	600x600	703x703	25x5	720x720	55x55x5	62
GG96HHL	900x600	903x702	25x5	1020x720	55x55x5	86
GG99HHL	900x900	1003x502	25x5	1020x1020	55x55x5	115 kg
	2 PT COVER					

GALVANISED GRATES AND FRAMES

Made from mild galvanised steel.

- Are all bolt down.



CODE	CLEAR OPENING (MM) WIDTH X LENGTH	CLASS B (LIGHT)				MASS
		GRATE SIZE	LOAD BAR SIZE	OVERALL FRAME SIZE	ANGLE SIZE	
GG44B	460x460	507x507	25x5	520x520	30x30x5	14.1
GG66B	610x610	657x657	25x5	670x670	30x30x5	21.3
GG96B	910x610	957x657	25x5	970x670	30x30x5	29.9
GG99B	910x910	973x973	32x5	990x990	40x40x5	61.4
GG1212B	1210x1225	635x1256x2	30x5	1270x1285	35x35x5	59.5

GALVANISED GRATES AND FRAMES

CODE	CLEAR OPENING (MM) WIDTH X LENGTH	CLASS C (MEDIUM)				MASS
		GRATE SIZE	LOAD BAR SIZE	OVERALL FRAME SIZE	ANGLE SIZE	
GG33C	300x300	355x355	25x5	370x370	35x35x5	17.7
GG44C	460x460	523x523	32x5	540x540	35x35x5	21.5
GG66C	610x610	703x703	50x5	720x720	55x55x5	50.5
GG612C	605x1200	703x647x2	50x5	720x1320	55x55x5	96
GG77C	750x750	843x843	50x5	860x860	55x55x5	72.8
GG96C	910x610	1003x703	50x5	1020x720	55x55x5	69.7
GG99C	910x910	1003x1003	50x5	1020x1020	55x55x5	92.4
GG912C	905x1200	647x1003x2	50x5	1020x1320	55x55x5	119.6

CODE	CLEAR OPENING (MM) WIDTH X LENGTH	CLASS D (HEAVY)				MASS
		GRATE SIZE	LOAD BAR SIZE	OVERALL FRAME SIZE	ANGLE SIZE	
GG33D	300x300	355x355	25x5	370x370	35x35x5	17.7
GG44D	460x460	523x523	32x10	540x540	40x40x5	30.1
GG66D	610x610	703x703	50x10	720x720	55x55x5	85.6
GG612D	605x1200	703x650x2	50x10	720x1320	55x55x5	143
GG77D	750x750	843x843	50x10	8860x860	55x55x5	112.9
GG96D	910x610	1005x705	50x10	1020x720	55x55x5	109.2
GG99D	910x910	1003x994	50x10	1020x1020	55x55x5	150.6
GG912D	905x1200	650x1030x2	50x10	1020x1320	55x55x5	183.5
GG1212D	11210x1225	653x1302x2	50x10	1322x1337	55x55x5	289

GALVANISED MILD STEEL TRENCH GRATE

Medium and heavy duty available.

Trench grates are

- Supplied in 1 meter lengths.
- Are all bolt down.



CODE	CLEAR OPENING (MM) WIDTH X LENGTH	OVERALL GRATE SIZE	LOAD BAR SIZE	OVERALL FRAME SIZE	ANGLE SIZE	MASS
GTG15C	150	995x205	32x5	1000x225	40x40x5	20.5
GTG25C	225	995x280	32x5	1000x330	40x40x5	24.7
GTG30C	300	995x375	40x5	1000x390	45x45x5	32.8
GTG15D	150	995x205	32x8	1000x225	40x40x5	30.6
GTG25D	225	995x280	32x8	1000x330	55x55x5	40.8
GTG30D	300	995x375	40x8	1000x390	55x55x5	57.8

V-GRATES WEAVE STYLE

Made from galvanised steel

Medium and heavy duty available

Are all bolt down



CODE	CLEAR OPENING (MM) WIDTH X LENGTH	OVERALL HEAVY DUTY				MASS
		GRATE SIZE	LOAD BAR SIZE	OVERALL FRAME SIZE	ANGLE SIZE	
GG66CVG	610x610	705x295x2	50x5	720x620	55x55x5	41.9
GG66DVG	610x610	705x295x2	50x5	720x620	55x55x5	55.1
GG96CVG	910x610	995x695	50x5	1015X720	55X55X5	58.9
GG96DVG	910x610	995X695	50X10	1015X720	55x55x5	85.5

RETENTION PIT COVERS

Retention pit covers made from galvanised grates and cast iron covers (solid top or infill covers)

Made for retention pits which we do stock.


Both pedestrian and trafficable covers are available in many sizes. Please call for sizing.

- Are all bolt down.

CODES:

P = Pedestrian traffic only.

T = For vehicle traffic.



These Items Are Available In Concrete Infill Type

TRASH GRATES

We stock 4 sizes of trash grates.

Used to prevent debris and rubbish being washed into drains.

Made from galvanised steel.



CODE	OVERALL SIZE	WEIGHT
TG2530	250x300	10
TG2550	250x500	15
TG3050	300x500	20
TG5050	500x500	20

SINGLE PART CIRCULAR COVERS & FRAMES

A cast iron gatic lid covering a man hole preventing anyone from falling in. Also used to keep unauthorized persons out.

A variety of sizes to meet all your cover needs.

- Class B And D.
- Lifting keys available for these products.

Note: B60SI and AD60SI are concrete infill type cover.



CODE	CLEAR OPENING DIA (MM)	AS3996 LOAD RATING	OVERALL		COVER MARKING	COVER DEPTH	FRAME DEPTH	MASS
			COVER DIA	FRAME DIA				
AB60SI	615	Class B	664	734	Not Applicable	38	60	60
AB60S	605	Class B	636	686	SEWER	38	50	45
AB60W	605	Class B	636	686	STORMWATER	38	50	45
AD60S	605	Class D	656	750	SEWER	75	80	70
AD60SI	614	Class D	695	830	SEWER	70	102	100
AD60W	605	Class D	695	750	STORMWATER	75	80	100

CONCRETE PITS


We can supply concrete pits in custom sizes. Contact us with your requirements.



2 PART & 3 PART COVERS & FRAMES AVAILABLE

Solid or concrete infill access covers unite two standard size covers in a row.

Common applications include grease traps/ access to underground stormwater/sewer systems, electricity and communications enclosures, valves and junction boxes.



ACCESSORIES

Lifting Devices

Long Handle Lifting Keys & Short Handle Lifting Keys

Reinforced long handled lifting keys made from reinforced steel used for lifting manhole covers.

Fitzroy boxes

Approved Lifting clutches and chains

Wide variety of approved lifting clutches and chains on request.

Barri Bolts

Specialised Security Bolts used to prevent unauthorised access and requires a specialised key.

